



Delvista

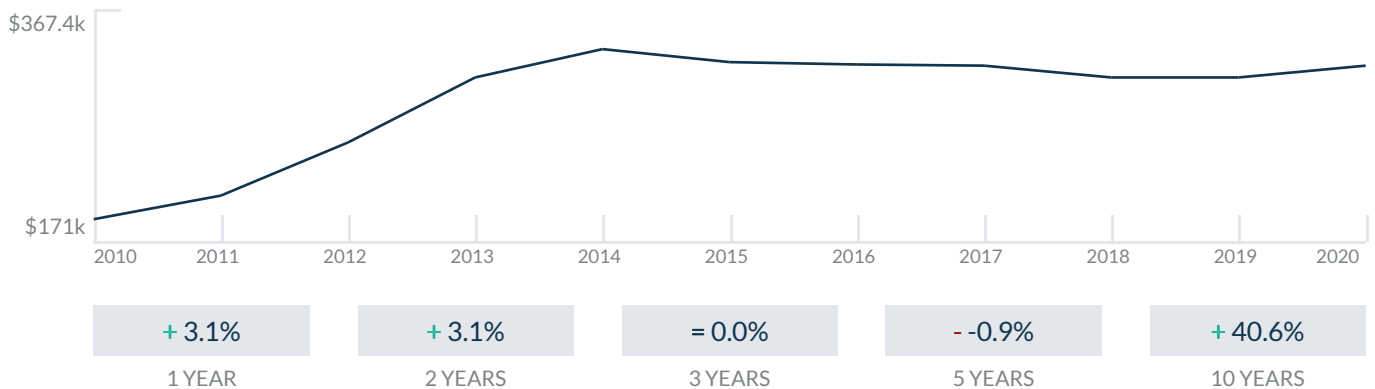
20225 NE 34th St
Miami, FL 33180

Every month we compile this comprehensive market report focus on Delvista in this convenient and easy to read format. Our datas comes from more than six different sources including MLS Associations, County Offices and Financial Institutions. Get this report for free every month on our website delvistacondosforsale.com.

Property Stats

POSTAL CODE 33180

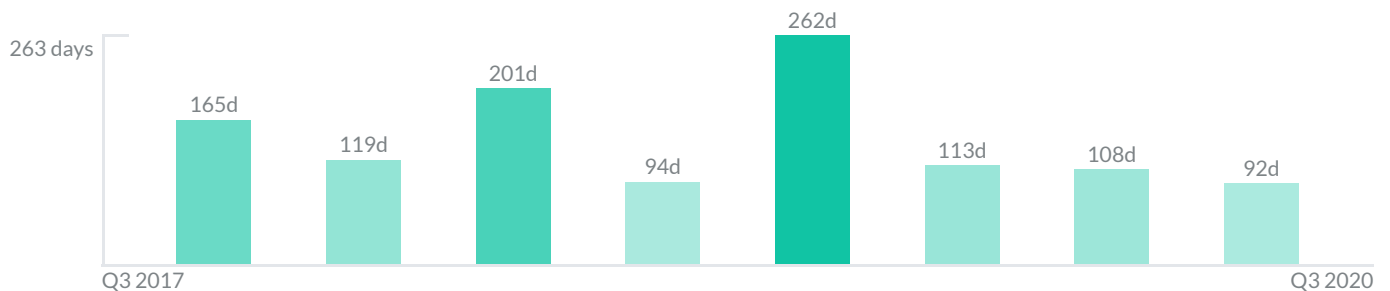
The property stats graph represents the median price evolution since ten years in your postal code area.



Similar Properties

DAYS ON THE MARKET

Everyday 3 months we monitor how many days it takes for similar properties to be sold. This is also a good indicator to know when to buy or sale!



Mortgage Rates

PER YEAR

Understanding mortgage economics is important when you want to buy with a loan. Below is the historical yearly average mortgage rates in the Unites States retrieved from Freddie Mac©

30 YEARS FIXED 4.4%



15 YEARS FIXED 3.9%



5/1-YEAR ADJUSTABLE 3.9%



Schools

CLOSEST

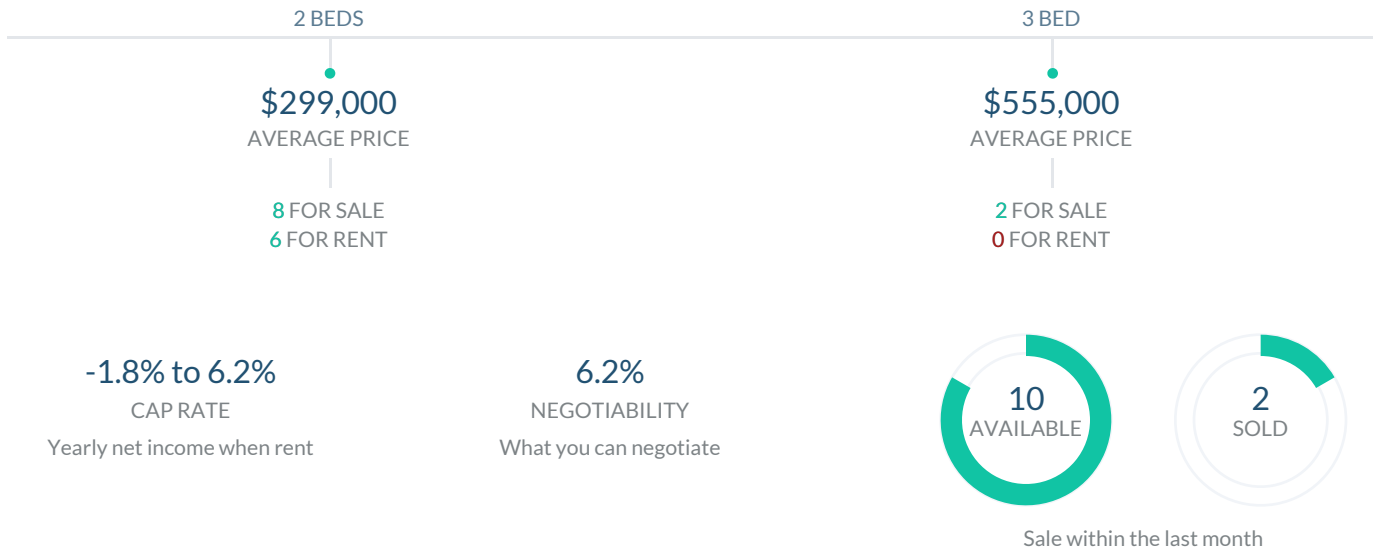
Having good schools nearby is important if you have kids or plan to rent or sell your home. Ratings are retrieved from the leading independent and nonprofit GreatSchools©

ELEMENTARY SCHOOL	MIDDLE SCHOOL	HIGH SCHOOL
Aventura City Of Excellence School	Hollywood Academy of Arts and Science Middle School	Palmdale High School
10/10	10/10	3/10

Insights

IN DELVISTA

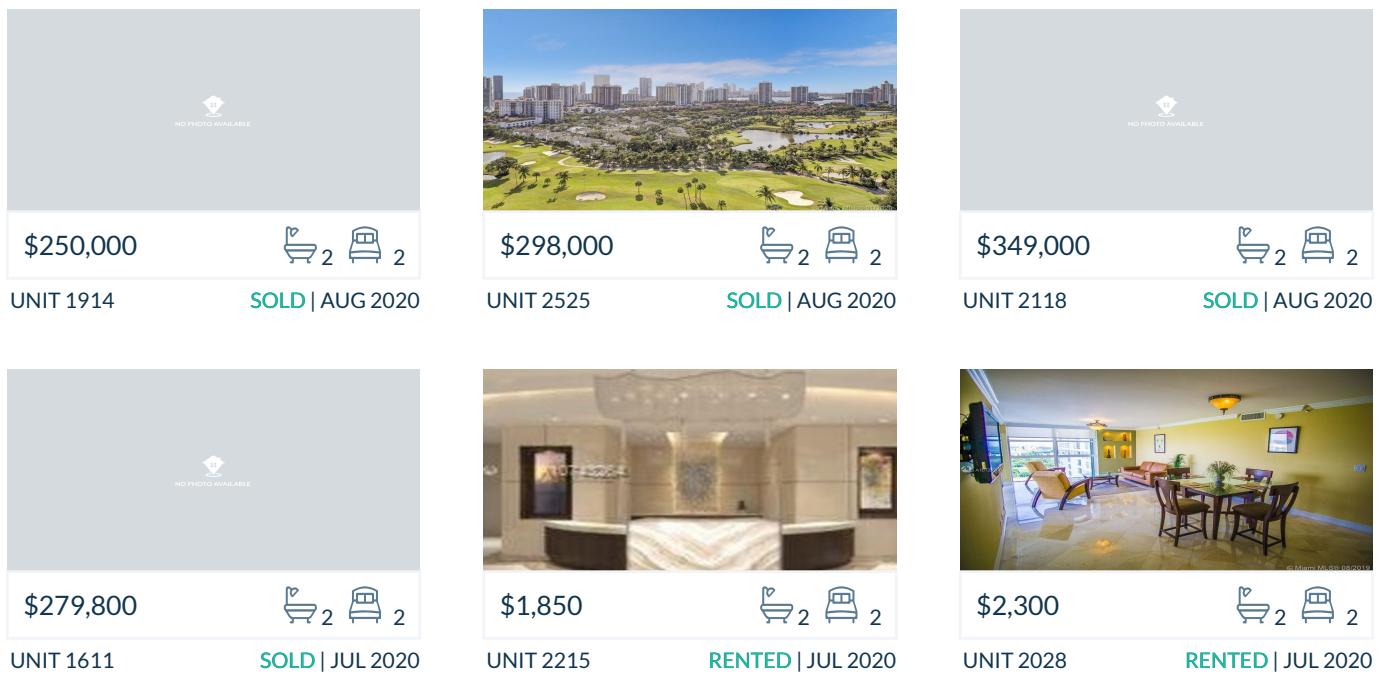
Below the average listing prices of available unit per property type.



Activity

SOLD OR RENTED

Below the latest transactions reported by the local MLS Association for Delvista



Sold

LAST 20 PROPERTIES SOLD IN DELVISTA

Unit	Price	Beds/Baths	\$/Sqft	Sqft	Buying Date	Days on Market
1914	\$250,000	2/2	\$247.3	1,011	Aug 2020	74
2525	\$298,000	2/2	\$243.7	1,223	Aug 2020	163
2118	\$349,000	2/2	\$283.0	1,233	Jul 2020	57
1611	\$279,800	2/2	\$236.5	1,183	Jul 2020	75
313	\$219,700	1/2	\$222.8	986	Apr 2020	208
1423	\$274,900	2/2	\$237.4	1,158	Apr 2020	7
1618	\$277,000	2/2	\$224.7	1,233	Dec 2019	94
2529	\$330,000	2/2	\$269.4	1,225	Nov 2019	38
28	\$475,000	3/2	\$233.8	2,032	Nov 2019	208
1829	\$350,000	2/2	\$271.1	1,291	Sep 2019	455
13	\$390,000	3/3	\$241.2	1,617	Aug 2019	460
14	\$204,900	1/2	\$235.0	872	Aug 2019	13
67	\$395,000	2/3	\$281.3	1,404	Jul 2019	119
42	\$323,000	2/3	\$228.8	1,412	May 2019	128
2018	\$259,000	2/2	\$210.1	1,233	May 2019	21
713	\$250,000	2/2	\$199.2	1,255	Apr 2019	132
628	\$254,000	2/2	\$206.0	1,233	Feb 2018	201
212	\$229,500	2/2	\$209.8	1,094	Dec 2017	104
1517	\$330,000	3/3	\$228.2	1,446	Oct 2017	134
521	\$258,000	2/2	\$218.1	1,183	Aug 2017	165

Rented

LAST 20 PROPERTIES RENTED IN DELVISTA

Unit	Price	Beds/Baths	\$/Sqft	Sqft	Rented Date	Days on Market
2215	\$1,850	2/2	\$1.5	1,223	Jun 2020	251
2028	\$2,300	2/2	\$1.9	1,233	May 2020	260
1514	\$1,800	2/2	\$1.8	1,011	Apr 2020	21
1719	\$1,800	2/2	\$1.5	1,169	Mar 2020	191
1112	\$2,000	2/2	\$1.8	1,112	Jan 2020	55
511	\$1,900	2/2	\$1.5	1,246	Jan 2020	83
2517	\$2,260	3/3	\$1.5	1,521	Dec 2019	8
2429	\$1,950	2/2	\$1.6	1,225	Nov 2019	59
824	\$2,200	2/2	\$2.0	1,077	Oct 2019	134
2226	\$1,950	2/2	\$1.6	1,213	Sep 2019	58
2313	\$2,100	2/2	\$1.8	1,158	Aug 2019	17
1828	\$1,850	2/2	\$1.5	1,233	Jul 2019	35
2117	\$2,500	3/3	\$1.6	1,525	Jul 2019	6
427	\$2,400	3/3	\$1.7	1,446	Jul 2019	62
2525	\$1,850	2/2	\$1.5	1,225	Jul 2019	174
924	\$1,900	2/2	\$1.8	1,077	Jul 2019	69
1915	\$1,950	2/2	\$1.6	1,223	Jun 2019	28
526	\$1,700	2/2	\$1.4	1,213	Feb 2018	213
812	\$1,800	2/2	\$1.6	1,094	Nov 2017	86
711	\$1,725	2/2	\$1.5	1,176	Oct 2017	71

Currently Listed

ACTIVE LISTINGS 1/1

Unit	Price	Beds/Baths	\$/Sqft	Sqft	Listing Date	Owner
529	\$299,000	2/2	\$255.8	1169	Jul 2020	JOAN GOLDS...
812	\$2,000/mth	2/2	\$1.8	1094	Aug 2020	FABIAN FERR...
927	\$335,000	3/3	\$220.2	1521	Aug 2020	SANTIAGO JU...
1012	\$239,000	2/2	\$214.9	1112	Jul 2020	HONEY KING
1211	\$269,900	2/2	\$228.1	1183	Jul 2020	PENNY KAHAN
1211	\$2,000/mth	2/2	\$1.7	1183	Jul 2020	PENNY KAHAN
1225	\$399,000	2/2	\$326.2	1223	Jul 2020	LOIS S COHE...
1416	\$264,000	2/2	\$217.6	1213	Jul 2020	SIMON SENC...
1622	\$2,000/mth	2/2	\$1.8	1112	Aug 2020	LAUREN PACE
1819	\$279,000	2/2	N/A	N/A	Jul 2020	GIRGIS GIRGI...
1918	\$289,900	2/2	\$235.1	1233	Jul 2020	TOBEY BERLI...
2022	\$1,900/mth	2/2	\$1.7	1094	Jul 2020	PAOLA FRATTA
2314	\$2,200/mth	2/2	\$2.0	1077	Jul 2020	ESTHER ZUCK...
2316	\$350,000	2/2	\$288.5	1213	Aug 2020	SUSAN M CHE...
2413	\$2,000/mth	2/2	\$1.7	1158	Jul 2020	N/A
2711	\$775,000	3/4	\$318.1	2436	Jun 2020	N/A